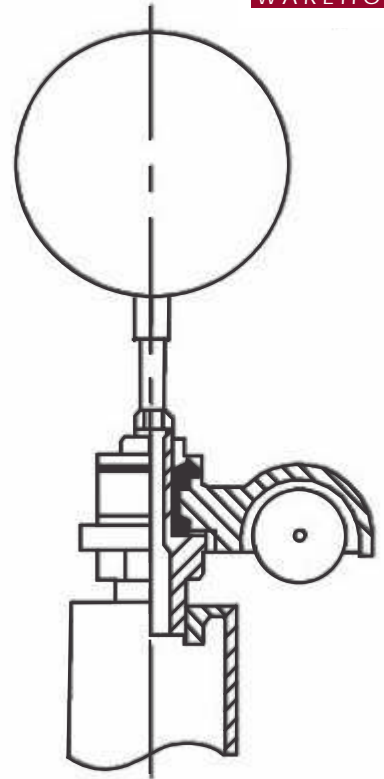
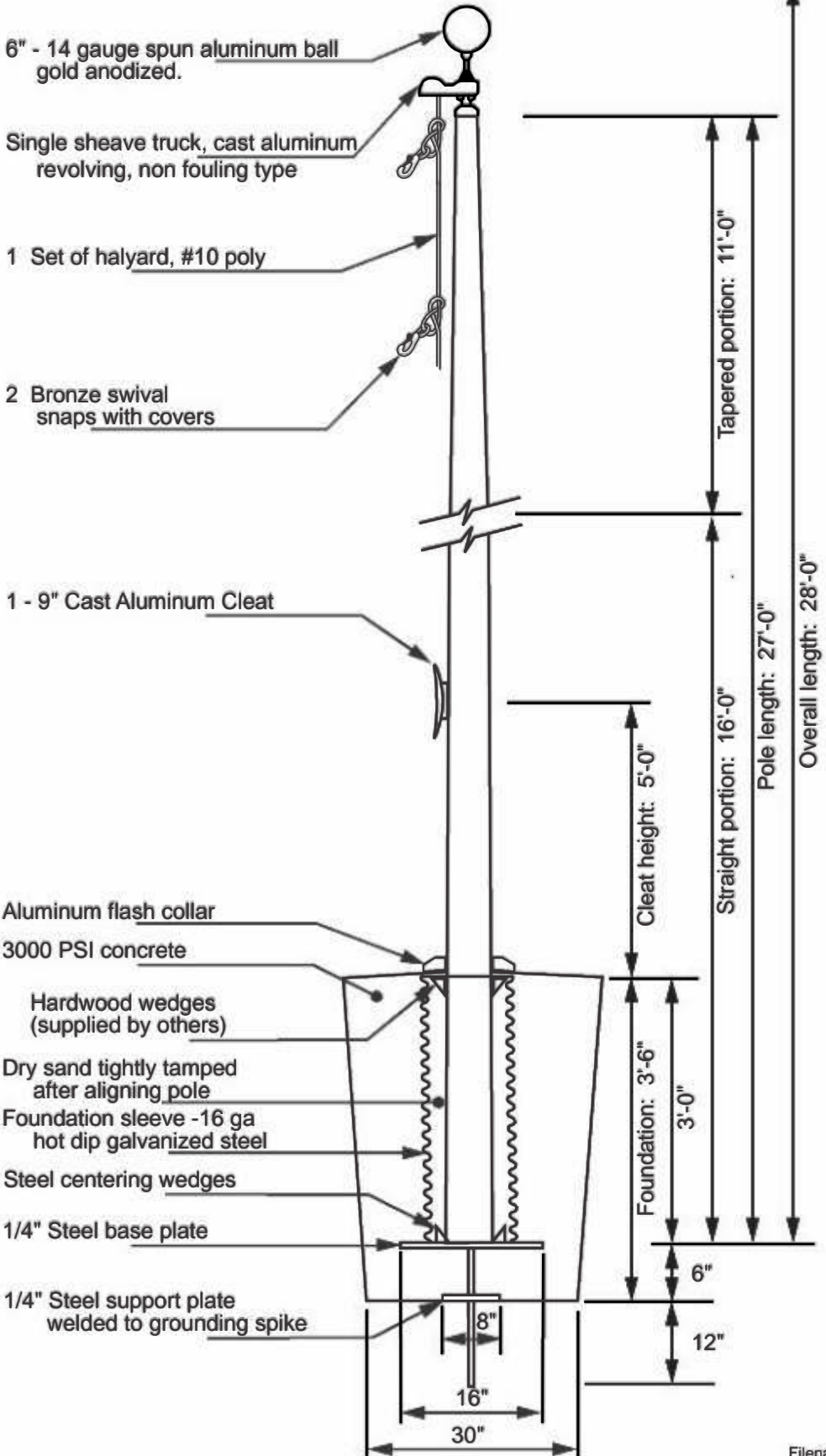


Model EC25

FLAGPOLE WAREHOUSE




Truck Detail

- Aluminum body
- Stainless steel ball bearings
- Aluminum sheave
- Cast aluminum spindle

All shafts with overall length of more than 38'-6" are shipped in two sections.

Each section matched marked for field assembly. Exposed portion of jam sleeve must be well lubricated prior to assembly.

1-1/2" maximum shop gap allowed for field fitting (ram for tight joint)



Filename: ECXA25 stationary truck_Atlas.ai

Project:	Ground set tapered aluminum flagpole: ALLOY: 6063T6	EDER FLAG	Date:
Location:	Exposed height: 25'-0"	Overall height: 28'-0"	MANUFACTURING COMPANY
Architect:	Ship in 1 section	Butt diameter: 5-1/2"	1000 W. Rawson Avenue
Contractor:	Top diameter: 3-1/2"	Wall thickness: .188"	Oak Creek, WI 53154
Customer:	Finish: 100 grit polish		Job: